

Teamviewer Quick Support

Link

Version for Mac OS X

<http://download.teamviewer.com/download/TeamViewerQS.dmg>

Launch procedure

er QuickSupport

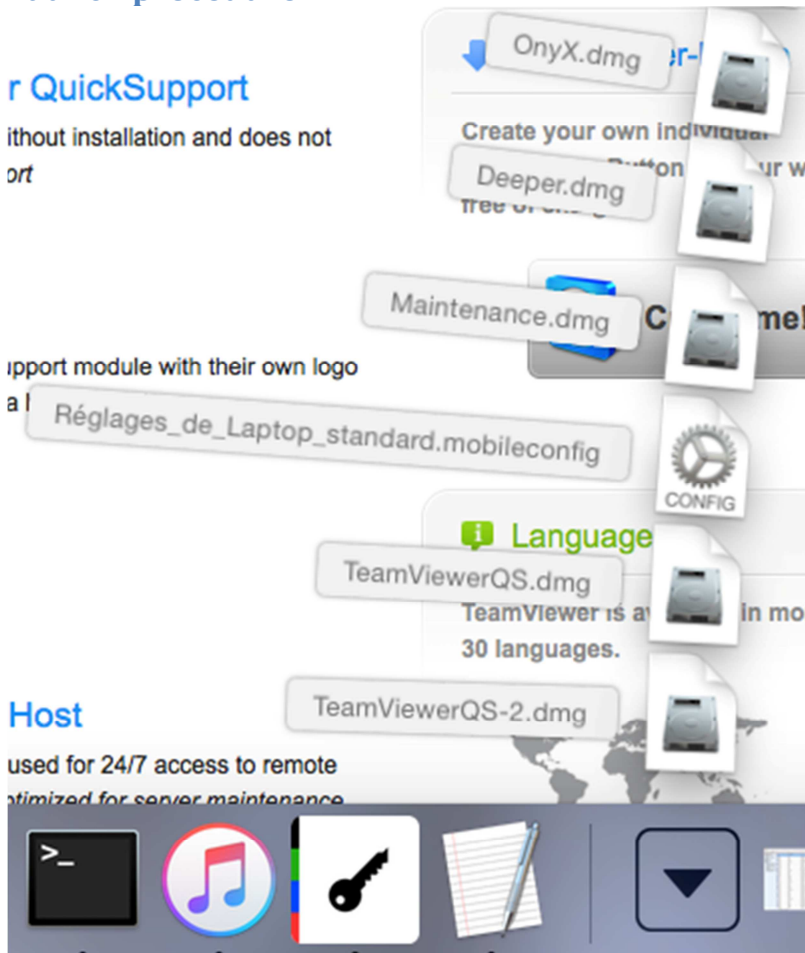
without installation and does not
port

pport module with their own logo

a l


Host

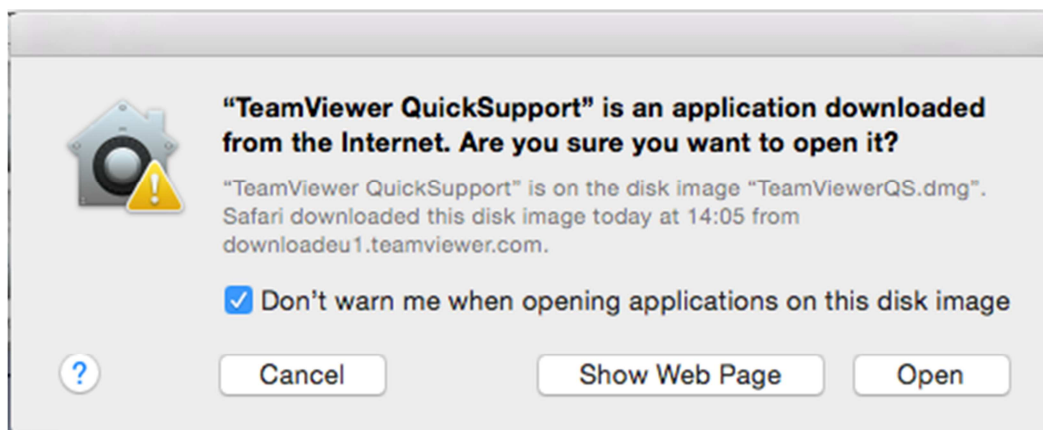
used for 24/7 access to remote
optimized for server maintenance



Click on "TeamViewerQS.dmg"



Double click on the icon : 



If you get this message, check « Don't warn me when opening applications on this disk image » then click « Open »



Using TeamViewer



. **1)** Identifying number you have to give to your correspondent

. **2)** Password you have to give to your correspondent

In a first step, you have to give your ID **1)** (), then, when your correspondent asks for it, give your password **2)** ().

On the next screen, your correspondent will have the control on your computer in order to help you out.